

8

7

6

5

4

3

2

1

REV		DESCRIPTION		REVISIONS		DATE		APPROVED	

D

D

C

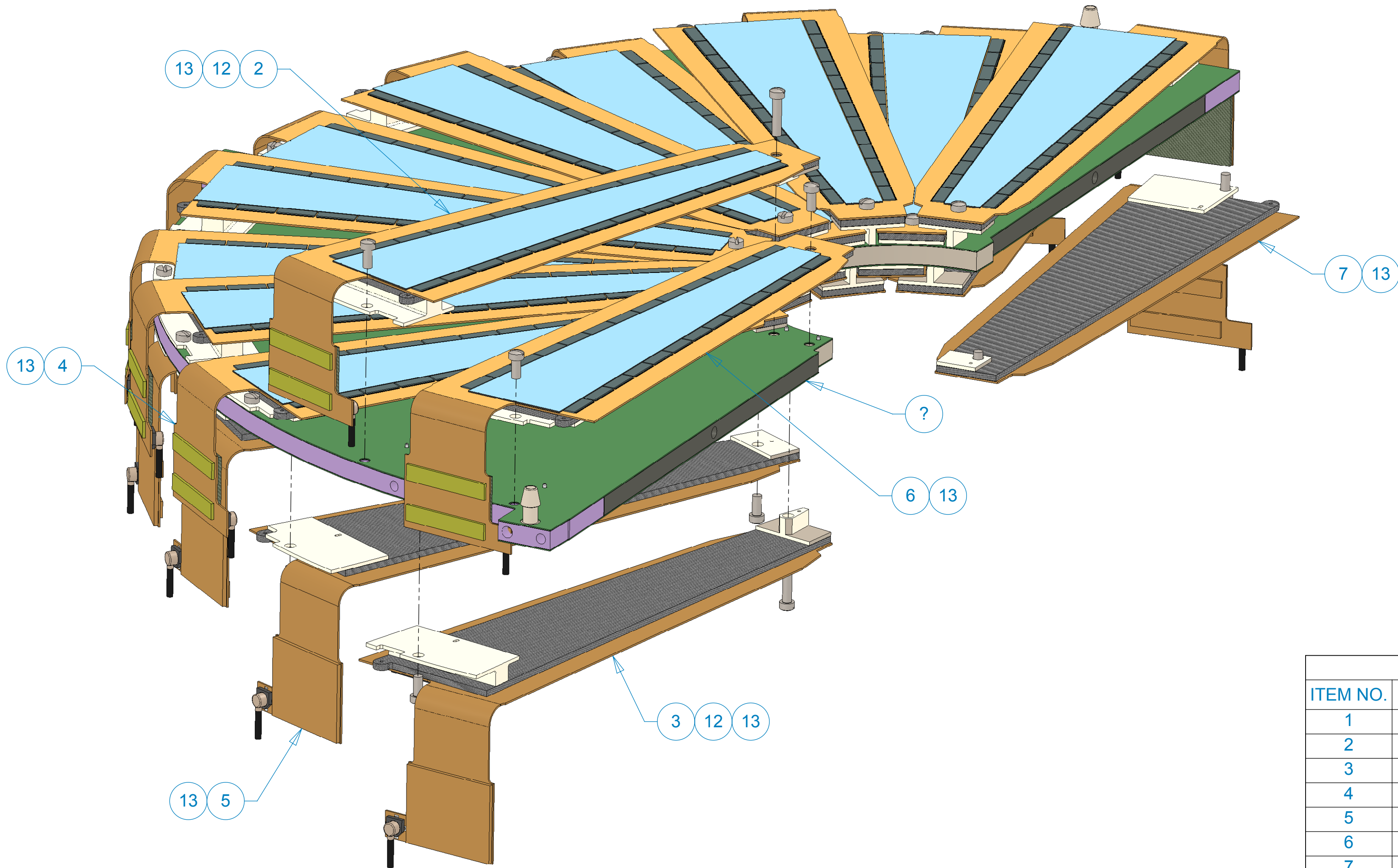
C

B

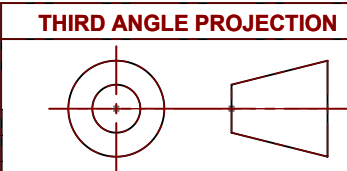
B

A

A



PARTS LIST				
ITEM NO.	QTY.	PART NO.	DESCRIPTION	MATERIAL
1	1	111-PHX-02-3210-1	FVTX Half Station 2-3-4 Support Panel Assembly	
2	6	111-PHX-02-3700-1	Station 2,3 Front Side Sensor Module Assembly - High	
3	6	111-PHX-02-3700-3	Station 2,3 Back Side Sensor Module Assembly - High	
4	5	111-PHX-02-3700-5	Station 2,3 Front Side Sensor Module Assembly - Low	
5	5	111-PHX-02-3700-7	Station 2,3 Back Side Sensor Module Assembly - Low	
6	1	111-PHX-02-3700-19	Station 2,3 Front Side Sensor Module Assembly - Low	
7	1	111-PHX-02-3700-17	Station 2,3 Back Side Sensor Module Assembly - Low	
8	6	111-PHX-02-3301-1	FVTX Station 2 Extender 1A	
9	6	111-PHX-02-3302-1	FVTX Station 2 Extender 2A	
10	6	111-PHX-02-3303-1	FVTX Station 2 Extender 1B	
11	6	111-PHX-02-3304-1	FVTX Station 2 Extender 2B	
12	12		Fillister Hd Screw, #2-56 UNC-2B X 3/8"lg	Nylon
13	36		Fillister Hd Screw, #2-56 UNC-2B X 3/16"lg	Nylon



THIS DOCUMENT CONTAINS INFORMATION THAT IS THE PROPRIETARY PROPERTY OF HYTEC, INC.
REPRODUCTION, DISCLOSURE, OR RELEASE TO OTHERS, MANUALLY OR ELECTRONICALLY,
IS STRICTLY PROHIBITED WITHOUT THE PRIOR WRITTEN CONSENT OF HYTEC, INC.

UNLESS OTHERWISE SPECIFIED:
DIMENSIONS ARE IN MILLIMETERS
-TOLERANCES-

DECIMALS	ANGULAR
X = +/- .5	.X = +/- .30°
.X = +/- .1	.XX = +/- .15°
.XX = +/- .01	
.XXX = +/- .001	SURFACE FINISH = 250

FINISH

PART NO.
111-PHX-02-3300-1

CAD GENERATED DRAWING. DO NOT MANUALLY UPDATE DO NOT SCALE DRAWING		
	SIGNATURE	DATE
Designer	Roger L. Smith	8/12/2008
Drawn	Roger L. Smith	8/12/2008
Checked	Walt Sondheim	5/27/2010
Engineer	RJ Ponchione	8/12/2008
Approved	Walt Sondheim	5/27/2010

HYTEC, INC

TITLE
**PHENIX CENTRAL UPGRADE
FVTX HALF-STATION 2
ASSEMBLY**

DWG. NO. **111-PHX-02-3300** SIZE **D** SHEET NO. **1 of 3**

SCALE **4:3** REVISION

8

7

6

5

4

3

2

1

87654321

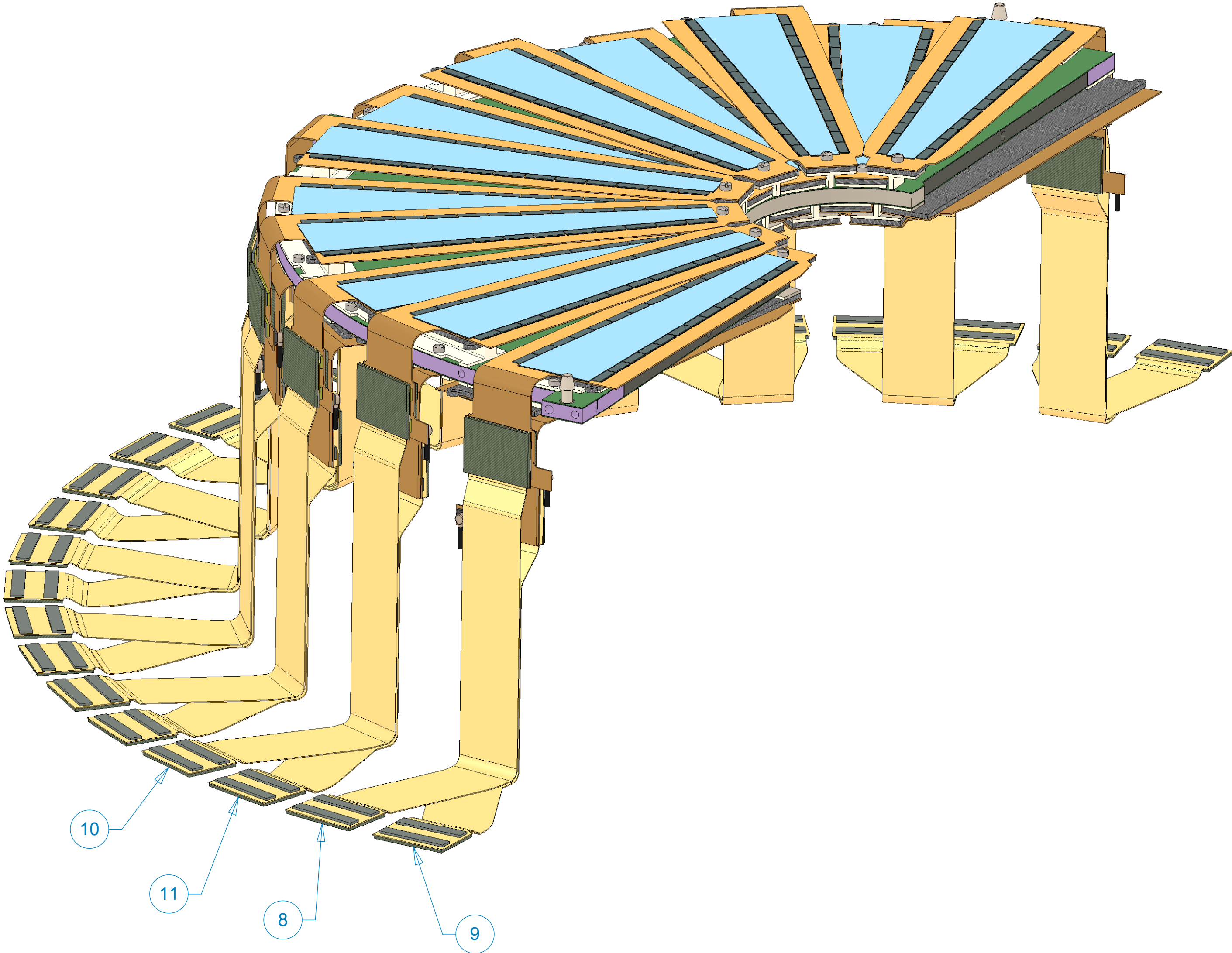
REV		REVISIONS		DATE	APPROVED
		DESCRIPTION			

D

C

B

A

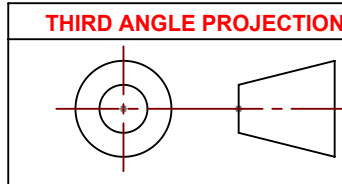


D

C

B

A



UNLESS OTHERWISE SPECIFIED: DIMENSIONS ARE IN MILLIMETERS -TOLERANCES-	
DECIMALS X = +/- .5 .X = +/- .1 .XX = +/- .01 .XXX = +/- .001	ANGULAR .X = +/- 30' .XX = +/- 15' SURFACE FINISH = 250
FINISH	
PART NO. 111-PHX-02-3300-1	

CAD GENERATED DRAWING. DO NOT MANUALLY UPDATE DO NOT SCALE DRAWING		
	SIGNATURE	DATE
Designer	Roger L. Smith	8/12/2008
Drawn	Roger L. Smith	8/12/2008
Checked	Walt Sondheim	5/27/2010
Engineer	RJ Ponchione	8/12/2008
Approved	Walt Sondheim	5/27/2010

<i>HYTEC, INC</i>		
TITLE PHENIX CENTRAL UPGRADE FVTX HALF-STATION 2 ASSEMBLY		
DWG. NO.	SIZE	SHEET NO.
111-PHX-02-3300	D	2 of 3
SCALE 1:1	REVISION	

THIS DOCUMENT CONTAINS INFORMATION THAT IS THE PROPRIETARY PROPERTY OF HYTEC, INC.
REPRODUCTION, DISCLOSURE, OR RELEASE TO OTHERS, MANUALLY OR ELECTRONICALLY,
IS STRICTLY PROHIBITED WITHOUT THE PRIOR WRITTEN CONSENT OF HYTEC, INC.

87654321

D

C

B

A

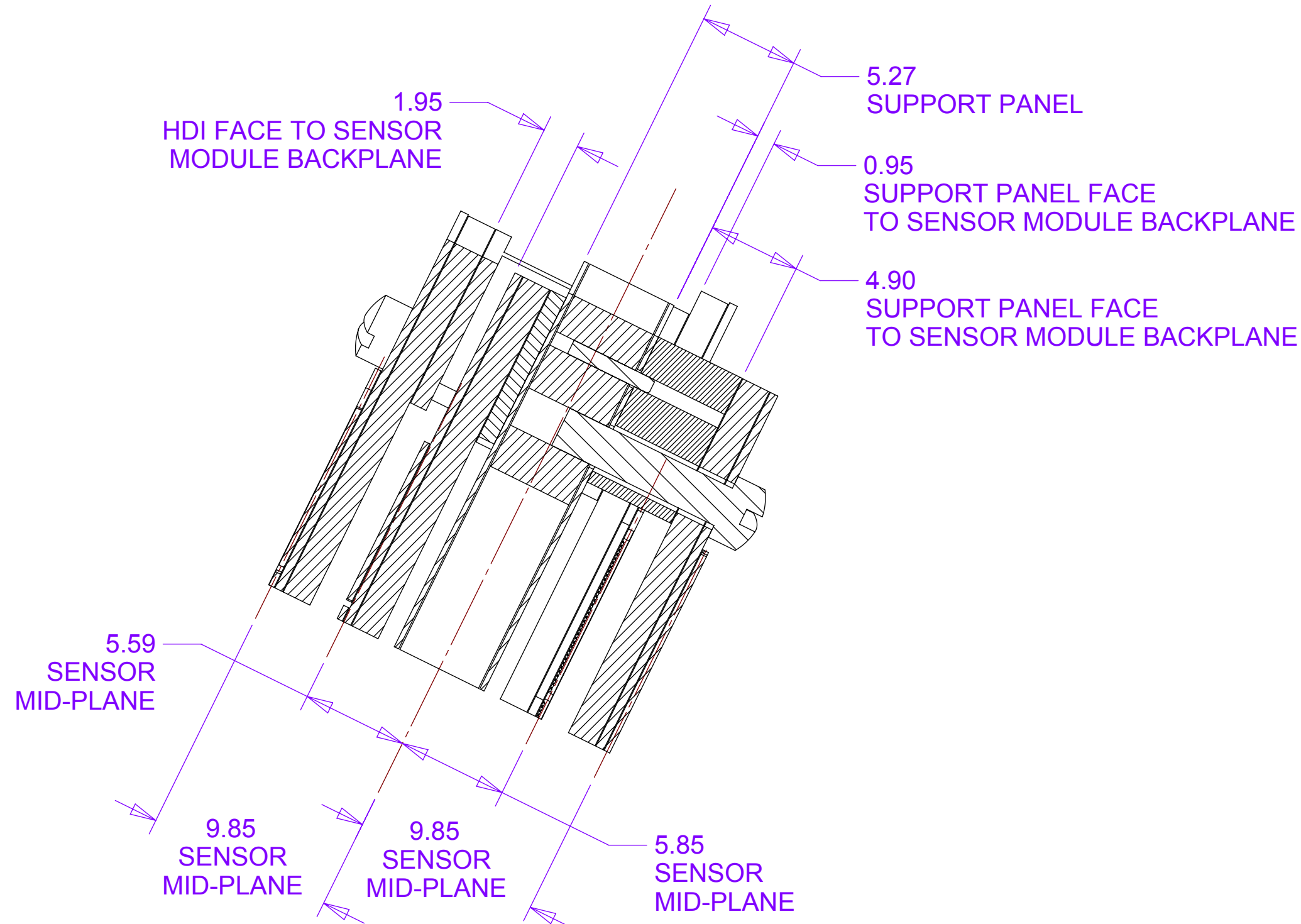
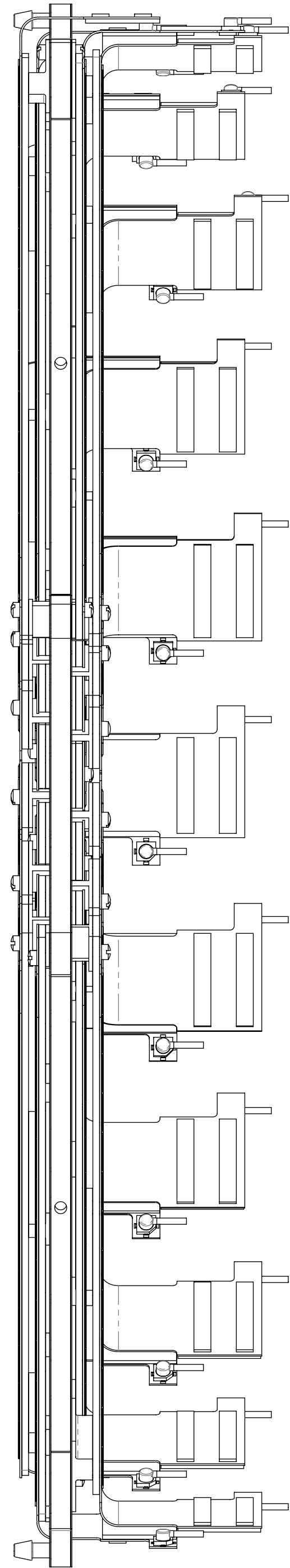
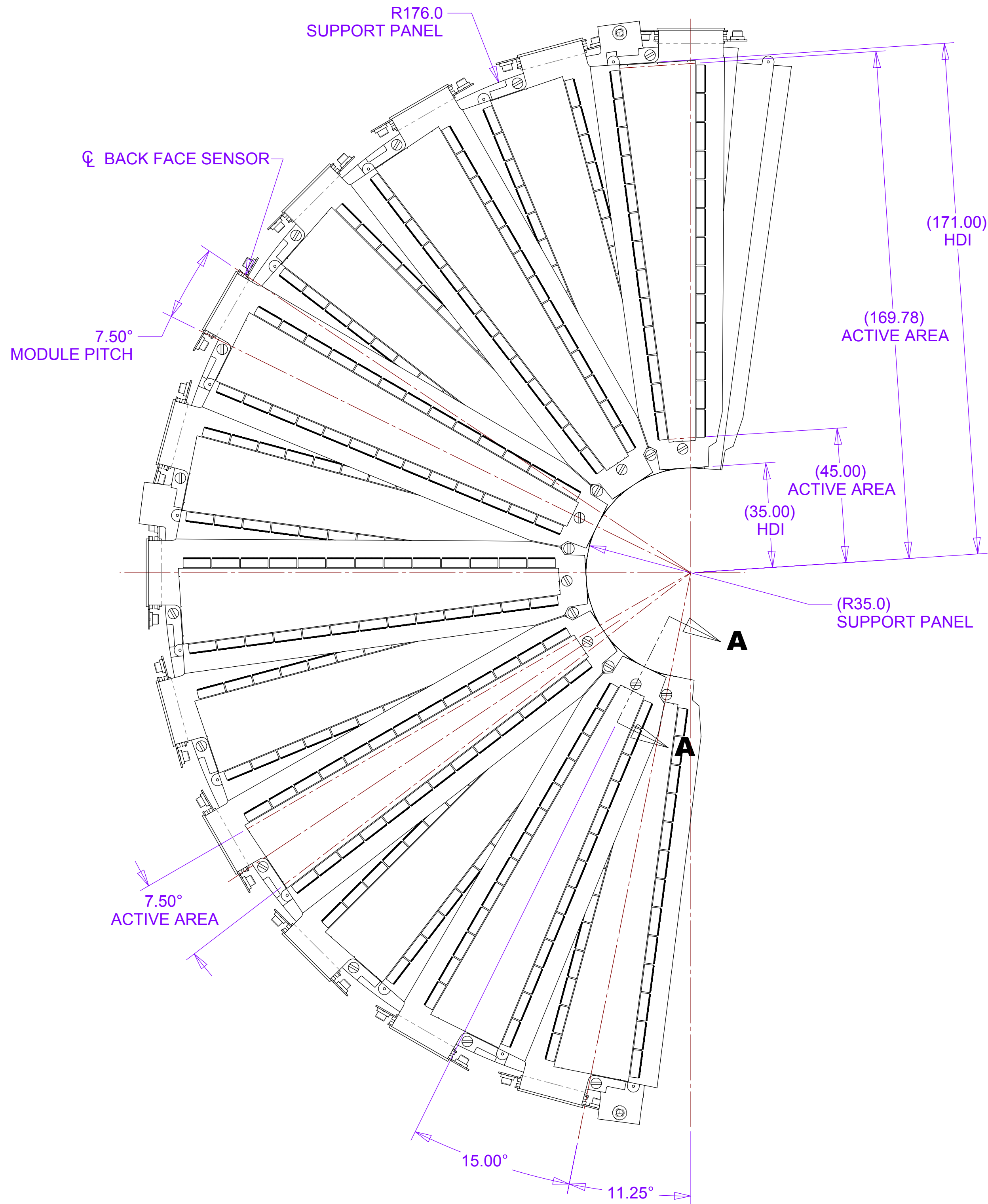
D

C

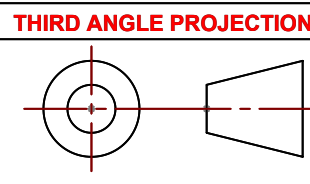
B

A

REV		DESCRIPTION	REVISIONS		DATE	APPROVED



SECTION A-A
SCALE 4 : 1



UNLESS OTHERWISE SPECIFIED: DIMENSIONS ARE IN MILLIMETERS -TOLERANCES-		CAD GENERATED DRAWING. DO NOT MANUALLY UPDATE DO NOT SCALE DRAWING		HYTEC, INC	
DECIMALS X = +/- .5 .X = +/- .1 .XX = +/- .01 .XXX = +/- .001	ANGULAR X = +/- .30° .XX = +/- .15° SURFACE FINISH = 250			TITLE PHENIX CENTRAL UPGRADE FVTX HALF-STATION 2 ASSEMBLY	
FINISH			SIGNATURE	DATE	
		Designer	Roger L. Smith	8/12/2008	
		Drawn	Roger L. Smith	8/12/2008	
		Checked	Walt Sondheim	5/27/2010	
		Engineer	RJ Ponchione	8/12/2008	
		Approved	Walt Sondheim	5/27/2010	
PART NO. 111-PHX-02-3300-1		DWG. NO.	SIZE	SHEET NO.	
				111-PHX-02-3300 D 3 of 3	
		SCALE 1:1	REVISION		

THIS DOCUMENT CONTAINS INFORMATION THAT IS THE PROPRIETARY PROPERTY OF HYTEC, INC.
REPRODUCTION, DISCLOSURE, OR RELEASE TO OTHERS, MANUALLY OR ELECTRONICALLY,
IS STRICTLY PROHIBITED WITHOUT THE PRIOR WRITTEN CONSENT OF HYTEC, INC.